

Simu Connect Mobile Client Quick Start Guide



Download Simu Connect Mobile Client

Simu Connect Mobile Client is available for both **iOS** and **Android** System. Download Simu Connect Mobile Client now for a consistent in-office experience!



Download

IOS & Android System

Quick Login

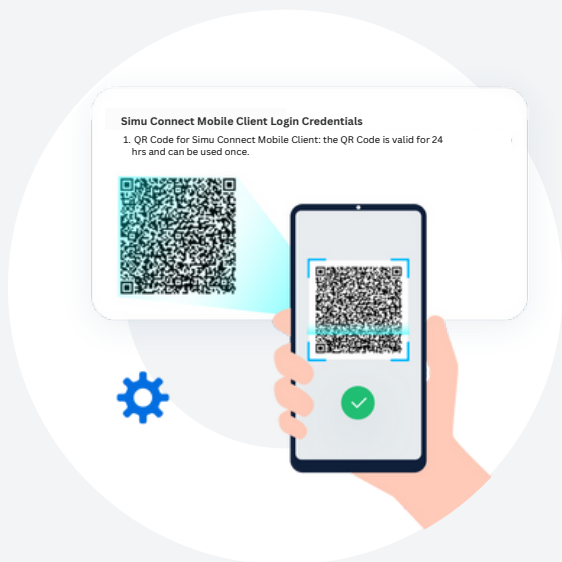
By using the QR Code or Login Link in your Cloud One welcome email. Simu Connect Mobile Client can obtain the login information and log in automatically.



Open Simu Connect Mobile Client and scan the QR code



Copy the Login Link and open Simu Connect Mobile Client



Unified Directory

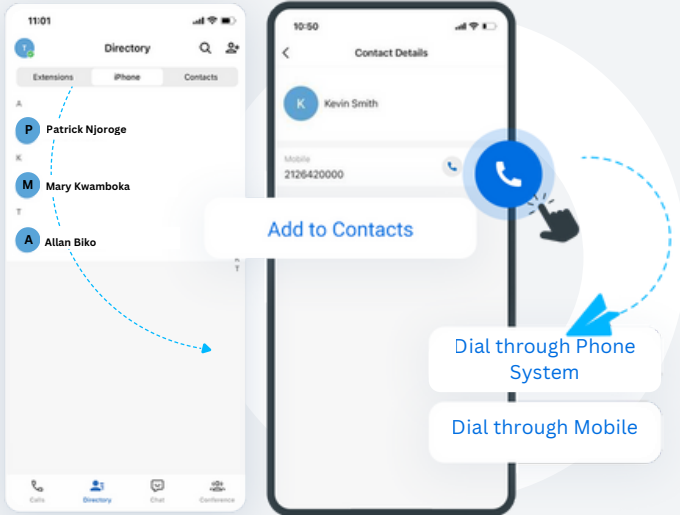
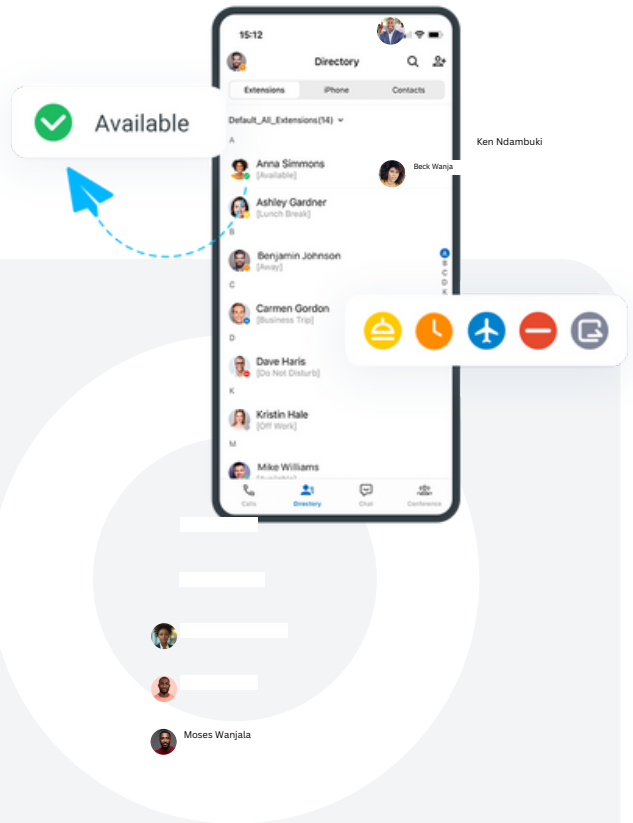
Three-in-one directory to categorize and display your contacts.



Extensions

The Extensions directory synchronizes your colleagues' extension information from the Phone system server.

See whether your colleague is available intuitively via the extension presence, and collaborate with them by making calls and sending instant messages.



Phone

The Phone directory displays the native contacts from your mobile phone.

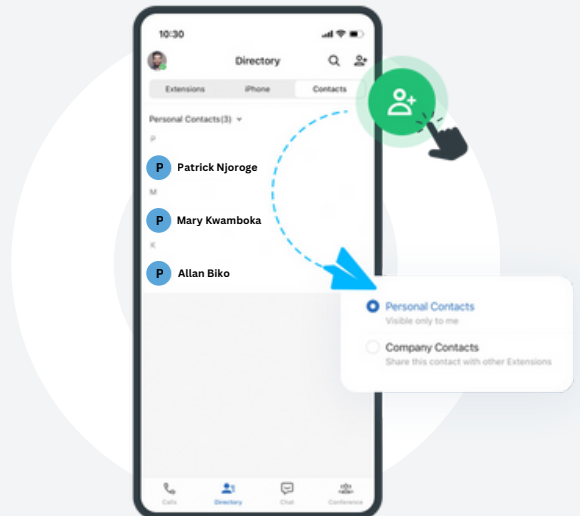
- Add your native phone contacts to Cloud One directory as needed.
- Make calls to your phone contacts through the Phone System or your mobile.



Contacts

The Contacts directory displays the external contacts that are stored on the Phone System server.

- Share contact information with authorized colleagues using the public **Company Contacts** directory.
- Use the exclusive **Personal Contacts** directory that is only visible to yourself to store your own external contacts.




Comprehensive Call Features



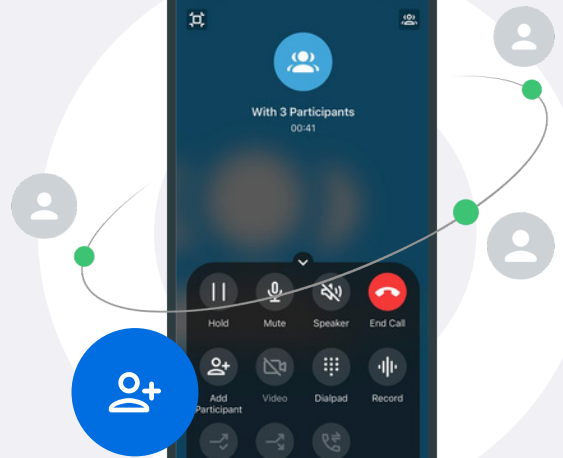
Video Call

Initiate a 1:1 video call for a face-to-face conversation experience.



Multi-party Call

Invite other participants to an ongoing call to instantly convert a normal call into a multi-party call. **Up to 5 participants** are supported for a multi-party call.



Voicemails & Recordings

Access the real-time synchronized **voicemails** and **recordings** from anywhere.



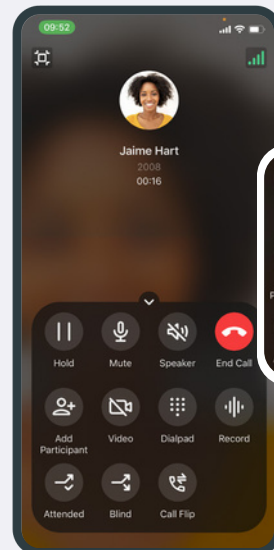
Voicemails

Recordings



Call Management

Manage and control your calls with just a few taps.

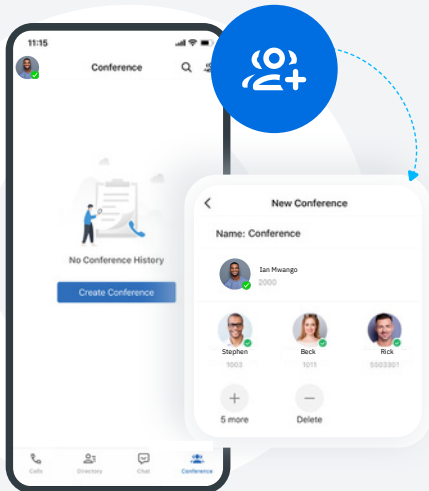


Call Flip & Call Switch

Implement seamless conversation experience between different devices with Call Flip and Call Switch.



Conference Call

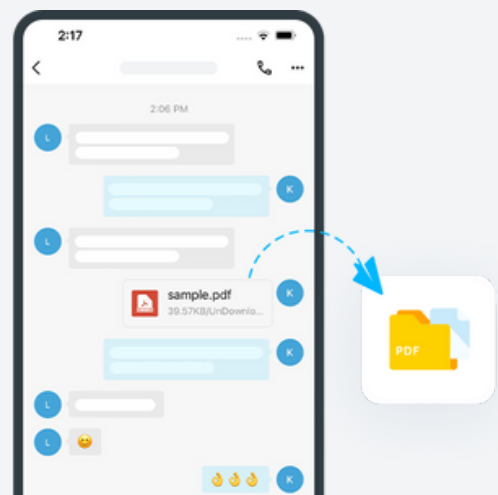


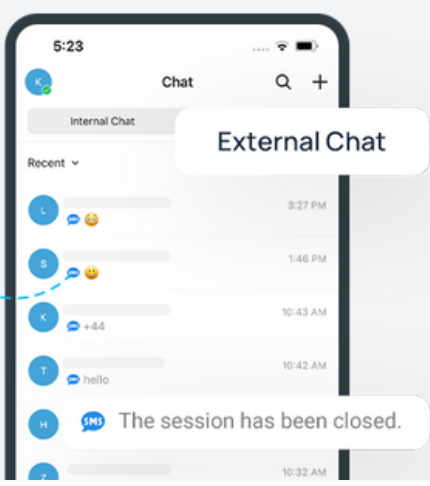
Initiate and host an ad-hoc conference call and invite other participants to join. **Up to 9 participants** can be on a conference call.

Chat

Internal Chat

Start a personal or group chat with colleagues and have an instant sharing of emojis, pictures, or any other types of files.





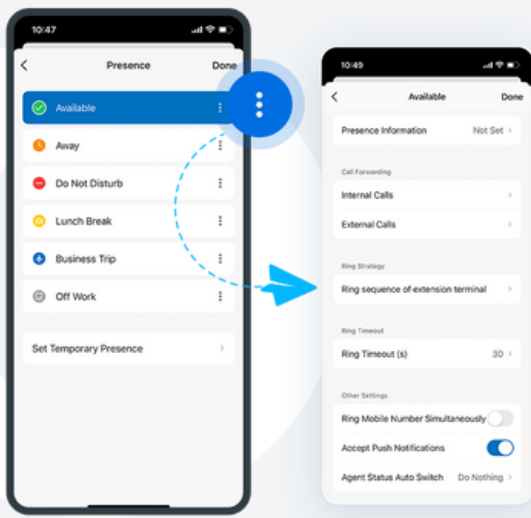
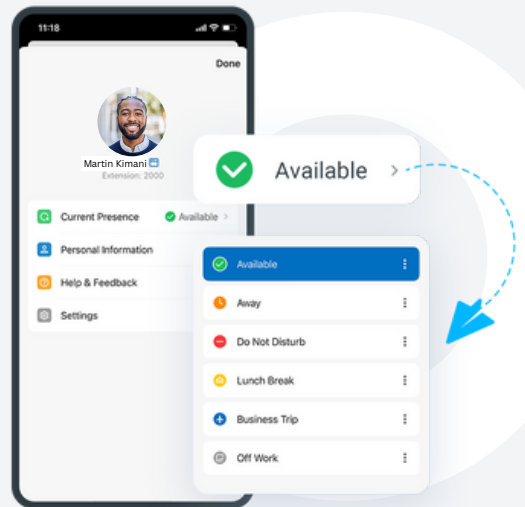
External Chat

Receive and respond to your WhatsApp chats and SMS messages. All chats can be archived for further review.

Customizable Presence



Select a presence to let your colleagues know if you are currently available. Set up the presence auto-switch based on business hours and holidays to ease your work.



Customize the call handling rules and notification settings for different presence.